

Get Thee to the Quiltery

Mission Rose Quiltery

Summer 2006 Newsletter

456 South Main Street, North Syracuse, NY 13212 315-452-3247

1/2 mile north of Taft Road, 1 block north of Goldbergs, behind the Fish Cove

www.missionrosequilters.com



*People don't notice whether it's winter or summer
when they're happy...Anton Chekhov*


What a wonderful Spring it has been. My daughter, Savannah, had her first Holy Communion in May. She looked just beautiful (there's a picture of her in all her finery in the shop!). She told me she felt just like a bride. I panicked a little bit and agreed with her and then thought to myself, lets not rush things. Mother's Day was wonderful as always, breakfast in bed and the gift of a Spa Day; I think my family is trying to tell me something!

Debbie, Barb and I all headed for Spring Quilt Market in Minneapolis. We brought back lots of new patterns & books, fabrics & samples and notions & buttons! Oh yes, lots and lots of buttons! We have so many new patterns that we have set up a special area to display them all. We will have lots of new fabric arriving in the next few months. It is starting to look very festive with all the new holiday fabric that is arriving. So stop in often this summer as lots of terrific things are blooming at Mission Rose!

Be sure to come and visit us at Quilting By the Lake, we will be vending July 23 -28. I will be making my annual trip home to California over Labor Day, and yes I promise to come back.

We hope that quilting and knitting brings you as much joy and peace as it does all of us here at Mission Rose. May all your projects be stitched straight from the heart.

Happy Summer from Mission Rose



Bolt Busters

August 23rd

9:30 - 5:30 pm

We have selected a variety of bolts that we would like to see go to a good home. We have pre-measured them and given them a special price; all you need to do is take them home with you. What a great way to pick-up some terrific fabric for backings at terrific prices. Join us downstairs in the classroom, which we will convert into a bargain basement with lots of great deals!



Salad Days

Meet the Teachers & Sample
the Summer Offerings

What could be better on a summer evening than gathering with your friends at Mission Rose? We will tempt your quilting and knitting tastes with our teachers' beautiful array of classes. And then we will satisfy your taste buds with a glorious array of summer salads.

Thursday June 22
5:00 - 9:00 pm



Mission Rose Quiltery

...everything for the gourmet quilter & knitter


456 South Main Street
North Syracuse, NY 13212
(315)452-3247

www.missionrosequiltery.com

PRSR STD
US POSTAGE
PAID
SYRACUSE, NY
PERMIT NO. 61



*Shop Closed for Holidays
July 2-4 and September 3-4*



*Coming to your favorite
Central NY Quilt Shops*

The Amazing Quilt Chase September 28 - October 1

*Eleven shops, Eleven countries
in 4 days!*

*Start your quilting trip around the world in exotic China at
Mission Rose.*

*Chinese lanterns, Fortune Cookies, Asian fabrics & patterns
galore!*



**EMAIL
ALERT!**



*Please note this is the **second to last** newsletter that will be mailed out. We will start doing the newsletter on-line via e-mail so we can spend more money on fabric and goodies and less on printing and postage. Copies will always be available for you to pick up at the shop. Please send an e-mail with your name and e-mail address to missionrosequiltery@verizon.net. Thank you to everyone who has already done so.*

Summer Hours

*Mon, Wed, Fri & Sat
9:30 am - 4:30 pm*

*Tues & Thurs
9:30 am - 6:30 pm*

Sun 12:00 pm - 4:00 pm


Classes with Carol Kozlowski, the Queen of the most Quilts completed in the shortest amount of time!

Mission Rose Retreat

Thursdays, July 6th through August 31st

Open to all quilters! Join us on Thursday afternoons for our own "Retreat" in our air-conditioned classroom. Bring your own quilting and sit and share for the afternoon. We might even get some quilting done! Instruction will not be provided but we're always open for discussion. Cost - One Mission Rose Fat Quarter for weekly raffle!

12:00 pm - 4:00 pm



Club Applique

Sundays, July 9th through August 27th

We had so much fun in Beginning Applique that we wanted to continue to get together. Come join us Sunday afternoons in our air-conditioned classroom to work on an applique project of your own choice. Instruction will be available. \$40

12:00 pm - 4:00 pm

Tileworks

Fri July 14th 10:00 am - 4:00 pm

Back by popular demand! This quilt is truly a quilt to be completed in one day! Make the blocks and put it together in one class using speedy piecing techniques. This stunning quilt requires one focus and three coordinating fabrics. Excellent choice for using the beautiful flannels that are available. Magazine required. \$35

Beginning Applique

Tues July 18th, 25th, and Aug 1st

This class is designed to teach the basics of hand applique. You will learn how to mark a pattern, needle turn applique, applique using freezer paper templates, reverse applique and how to make bias tubes for Celtic applique. The blocks were designed to provide practice after instruction. Once the 3 classes are finished, you'll have the skills necessary to finish the last block to make the 4 block sampler. Book required. \$35

6:00 pm - 8:30 pm

Stained Glass Rose

Fri, July 21st 10:00 am - 4:00 pm

A rose is a rose is a rose! We just can't get enough of them. This stained glass wall hanging is great for the beginner. Learn how to apply fusible bias tape and sew with the double needle. Pattern available in class. \$35

Bella Nonna's Petals

Sat Jul 22nd

10:00 am - 4:00 pm

Come explore the use of Bella Nonna's Petals to make dimensional wall hangings. You pick the pattern and construct a beautiful wall hanging in class. We'll show you how to mark it, prepare and place the pieces, quilt it and place the petals. Pattern and petals required. \$35

Fortune Cookie

Sat July 29th

10:00 am - 4:00 pm

This quick to piece quilt definitely makes a statement. The large 9" squares are perfect for using large-scale prints, while the smaller pieces are perfect for the cute coordinates. Great quilt for beginners. Pattern required. \$35

Black Velvet

Sat Aug 12th

10:00 am - 4:00 pm

This quilt is made from big blocks using the Black Velvet Flannel line of fabrics. But it would be beautiful in any fabric. We'll take it step by step to make this stunning quilt. Pattern required. \$35

Winding Ways

Sat Aug 19th

10:00 am - 4:00 pm

Curves are big this year and this traditional pattern has returned with easier sewing methods. We'll use acrylic templates and Nancy MacDonald's "practically pinless" method for sewing the blocks to create the Flowers and Dots wall hanging. Book required. \$35

Cats in the Window

Sat Aug 26th

10:00 am - 4:00 pm

This is a Mission Rose Exclusive Pattern for all you cat lovers! Come join us and create a stained glass wall hanging using fusible bias tape and the double needle technique. Pattern required. \$35

Beginning Paper Piecing: Maple Madness

Sat Sept 9th

10:00 am - 4:00 pm

Celebrate Fall by making this quick and striking table runner. Create this table runner using Fall jewel tones for the paper-pieced leaves. It's a great way to learn this technique, as the pieces are large and easy to place. Pattern required. \$35

Better Homes and Gardens®

AMERICAN PATCHWORK & QUILTING™

Quilt pink

Have you ever wanted to do something to show your support for women who have breast cancer or are survivors of this terrible disease but did not know how?

Saturday September 30th

11:00 am - 4:00 pm

We are hosting a SEWATHON where we will be purchasing small amounts of "Quilt Pink" fabric in the store and creating quilt blocks for the Cure Quilt. We need people to cut, sew, trim, cheer, COOK & BRING GOODIES, and be there to support this group.

Please participate - Our quilt will be in the American Patchwork and Quilting Auction and perhaps even in their magazine!

Questions? Call Sharon Jarvis at 458-0008 evenings or 689-3005 from 10-2.

Barb Colburn's Classes

Camp Thimbleberries

Treat yourself to a day at summer camp. Imagine - the whirr of the sewing machines, the fabric being tossed around, no phones ringing or the word MOM being yelled! If this is your idea of a great time, join us for a fun filled day. Your camp packet includes fabric, pattern and lunch! We will be constructing a table runner and new friendships. There will be door prizes and loads of fun and laughter! Kit included. \$60

Fri July 7th 10:00 am - 4:00 pm

Summer Tote

What could be better for the summer than a new Lazy Girl pattern? AND...one that is stylish and holds all you need for a day away. Come and sew one up for yourself or as a gift. Just like all the other Lazy Girl patterns, once you sew one...you will sew many! With all our new fabric coming in, you will have a hard time deciding which one to do first! Pattern required. \$30

Mon July 10th 10:00 am - 3:00 pm

Lily Pond Table Runner

Thimbleberries has done it once again! From their new book and fabric line, Fancy Free, we are doing this gorgeous table runner. You don't have to pick out the fabric - we will have it all kitted for you. Book and kit required. \$30

Tues July 11th 10:00 am - 3:00 pm

Bohemian Skirt

Send those girls off to school or college in style. The hottest skirt for the ladies is the Bohemian style. Pick out their favorite colors or patterns or both and sew away. After they see the first one, you will be making them for all their friends as well! Pattern required. \$30

Tues Aug 15th 10:00 am - 3:00 pm

Border Beauties


Not to be left out - the younger ladies! Send them off to school in style! This fun, quick and easy dress or jumper is perfect for them. Find a print for the border and you are on your way. They, too, will not let you make just one! Pattern required. \$30

Tues Aug 22nd 10:00 am - 3:00 pm

BOO! Mountain

Halloween is just around the corner! Have a step up on your Fall decorating with this great wall hanging or lap quilt. Using Thimbleberries newest pattern and fabrics, you can have this ready to use in no time. Pattern required. \$35

Sat Sept 9th 10:00 am - 4:00 pm



Mary Harmon's Classes

Eureka!


"There's gold in them thar hills!" Well, maybe not gold, but it sure is fun playing with these batiks to create a curvy art piece. This is a very simple pattern - don't be intimidated by the curves. It's also quick and a lot of fun to put together. There's even no pinning (well, not on the curves anyway)! Pattern required. \$35

Sat July 22nd 10:00 am - 3:30 pm

Blending Photos into Fabric - Ireland

Take that special vacation picture you have and create a one of a kind wall hanging. You will work with a cropped enlargement of your photo printed on fabric, and then extending the rest of the photo out in fabric only. The real fun is finding the fabrics that blend with the photo! This was a lot of fun to do. Book required. \$35

Fri Sept 8th 10:00 am - 3:30 pm



Nature uses only the longest threads to weave her patterns, so that each small piece of her fabric reveals the organization of the entire tapestry.

Lisa Wennberg's Classes



Crooked Nine Patch – Kid's Kamp

Calling all kids and moms. This is a great way to spend your summer vacation. It only takes 9 fat quarters to make this throw sized quilt and it doesn't require any matched seams! This pattern is very simple to cut and sew. You can use all your favorite novelty fabrics to create a truly unique quilt or make pillows from your blocks and give them to your friends! \$20

Wed July 12th 12:00 pm – 4:00 pm

Japanese Garden Path


If you love Asian prints, then you'll love this class. We'll be making a garden path out of your favorite Asian prints. You'll learn the starch technique for doing quick and easy appliqué. Book required. \$25

Sun July 16th 12:00 pm – 4:00 pm

Italian Mosaic

For all of us who didn't make it to Italy this summer, this stunning Italian Tile Mosaic quilt makes us almost feel like we were there! We'll be combining paper piecing, machine appliqué and some partial seams to complete this beauty. Book required. \$45

Tues July 25th and Aug 8th 2:00 pm – 6:00 pm



Woven Table Runner

This must be the most popular table runner ever made! Combine sewing and weaving fabric tubes to make a tumbling blocks pattern. It's easy, looks great and has no inset seams! You will be able to complete the woven part of the table runner in class. Homework required. Pattern required. \$35

Mon Aug 7th 10:00 am – 4:00 pm

Connie Ostness's

Shanghai Rose

If you find beads irresistible, then this is the class for you. Let me share four beading techniques to enhance a beautiful Asian print. This wall hanging looks great and is so easy! Beading diagram and oval template included. Bead Kit required. \$35


Tues July 19th or Sat Aug 12th 10:00 am – 2:00 pm

Punch Needle Basics

Punch Needle is still a hot fun new trend! Using the punch needle tool and Weeks floss, create heirloom miniatures with ease. It is the perfect project to take on your summer vacation and will make great holiday gifts. Punchneedle and pattern of your choice required. \$20

Thurs July 20th or Sat Aug 26th 10:00 am – 1:00 pm

Joan Joy's Classes



Fruit Stripes

Look at strip piecing in a new way using curved seams and straight lines. Have fun and go wild with your colors! Stretch yourself to use bright colors you wouldn't normally choose. Book required. \$35

Sat Jul 15th 10:00 am – 3:00 pm

Class Policies


- Registration may be made in person, by telephone or on-line. Fees for classroom instruction do not include fabric, books or patterns unless otherwise stated.
- In order to be considered registered for a class your class fee must be paid when you sign up. At that time you will receive a supply list and a receipt that entitles you to a 15% discount off all class related supplies.
- As a courtesy to our teachers, if you elect to withdraw from a class less than 3 days prior to the beginning of the class your class fee will be nonrefundable, unless your spot can be filled.
- If you elect to withdraw from a class at least 7 days prior to the beginning of the class, you will receive a store credit.
- In the event a class must be cancelled due to insufficient enrollment or inclement weather, students will receive a full monetary refund.



Take the summer off, Girls!

Mission Rose Strippers are taking the summer off. We will begin stripping again... fabric that is... in September.

Spend the Summer with Julia Bliven



Kwik Krazy Sweatshirt Jacket

A Kwik, Krazy, Kolorful way to transform a sweatshirt into a stunning jacket. The pattern is easy, the class is fun and you'll have an attractive jacket and compliments every time you wear it. Lots of KRAZY FUN! Pattern required. \$35

Thurs July 6th & 20th 6:00 pm - 9:00 pm

Beginning Machine Quilting

Put your sewing machine to work quilting your finished quilt tops. Learn the techniques of free motion quilting which is easy, creative and fun. This class is for novice machine quilters who wish to learn how to get started. The class teaches you how to secure the three layers of the quilt in preparation for doing free motion designs on your sewing machine. We will discuss needles, threads, batting, free motion design choices and helpful notions. You will practice various designs and make a small quilt with different techniques on it to save for future reference. Sewing machine MUST DROP THE FEED DOGS AND HAVE AN EMBROIDERY OR OPEN TOE ATTACHMENT. Book required. \$25

Sat July 8th 10:00 am - 3:00 pm

Beginning Quiltmaking: Lemons and Blueberries Sampler Quilt

This is the place to start! Novice quilters will learn the skills involved in quilt making including: accurate rotary cutting, precise piecing and chain sewing techniques, borders, marking, batting and backing the quilt. You'll create a wall hanging that takes you through the entire process of your quilting project. You will graduate with the skills to begin your next quilting project with confidence. Book required. \$60

Tues July 11th, 18th, 25th, and Aug 1st 6:00 pm - 8:30 pm

Log Cabin Loco

Go a little loco this summer and lose some fat...fat quarters that is! Come for a day of easy sewing because no one wants to think too hard in the summer. You choose your loco fabrics and I'll provide a picnic lunch and lots of loco laughs! Pattern required. \$35

Sat July 15th 10:00 am - 3:00 pm



Mary Beth McCormack's Classes

Flower Power

If you have fallen in love with a gorgeous large-scale fabric and have no idea what to do with it, this class is for you. Balancing the use of different size rectangles and squares, with the addition of the sashing strips; lends this quilt an entirely different look and feel. Book required. \$35

Mon July 24th 10:00 am - 3:00 pm

Yin-Yang Handbag

Come be inspired by the Yin-Yang symbol reminding us to create and maintain balance in our lives. The shape of this bag is very unusual and it is so easy to sew. There are two internal pockets to keep you organized. Pattern required. \$25

Fri Aug 18th 10:00 am - 3:00 pm

Lover's Knot with Peg Oppenheimer

Lover's Knot

Learn the easy way to cut and piece curves. Peg is a certified Virginia Walton teacher and will show you this fun new technique. You have the option of making it either a wall hanging or choosing a larger size. No clipping of curves or templates are required for this easy method. Ruler required. \$35

Sat Aug 19th 10:00 am - 3:00 pm





CLUB REUNION

Saturday, Sept 16th 10:00 am – 12:00 pm

All "Little Woman" Club members: Special "Little Woman Reunion". Any member from Little Woman club past and present are welcome to come. Here's your chance to bring your Little Woman quilts in for show and tell. Bring your finished quilts, quilt tops or in-progress projects. We will have a special raffle, door prize, preview Jo Morton's latest book (published in August 2006), special discounts and snacks! Sign up to reserve your seat. Hostess: Debbie Gilbert



Sarah Merigis, Quilts & Bags



Scrap Bag

Do you love those name brand quilted purses but don't love the price tag? Take this class and make your own quilted purse that is even better! This is friends all want one you can whip one right up for them. Pattern required. \$25

Sun July 9th 12:00 pm – 4:00 pm

Madison Bags

Here's another great fabric purse! Who doesn't love to have a purse to match every outfit? This pattern is a bonus with two styles to choose from. So pick the one you want to do and we should finish it in class. The Amy Butler fabrics obviously will work great, but try some of those Asian prints for something a little different. Pattern required. \$25

Thurs July 20th 5:00 pm – 9:00 pm

Stitch and Split Sunflowers

This quilt is applique, without the fuss of turning the edges under. This quilt would look great in your kitchen or anywhere you want to feel bright and cheerful. Great class to use some of those decorative stitches that you may have on your machine. Book required. \$35

Sat July 29th 10:00 am – 3:00 pm



Terrific Twos!

September 12-13
9:30 am – 6:30 pm

Can it be true that Mission Rose will be 2 years old on September 13? In celebration all our children and novelty fabric and yarn will be **25% off**. In addition, every book and pattern in the shop will also be 25% off. And of course there will be birthday cake and door prizes.



"She who dies with the most fabric is DEAD, when's the estate sale?"

Author Unknown

Recipe for Summer Tuna Salad **By** Mission Rose

| | |
|-------------------------------------|---------------------------------|
| ½ cup sliced Spanish Olives | 2 stalks celery, thinly sliced |
| 13 oz marinated artichoke hearts | 2 Tbsp capers, drained |
| 12 oz can chunk white tuna, drained | Juice of 1 small lemon |
| ½ cup chopped red onion | 2 large tomatoes, cut in wedges |
| 4 cups salad greens | |

In bowl, combine olives, undrained artichokes, tuna, onion, celery, capers and lemon juice. Toss lightly to mix. (May be prepared several hours ahead and refrigerated.) Arrange tomato wedges over greens. Top with tuna mixture. Serves 4



www.itsjust4u.com

Beth Caulfield's Classes

Learn to Knit

Sun July 9th, 16th, 23rd, 30th, Aug 6th & 13th 2:30 pm - 4:30 pm
Tues July 18th, 25th, Aug 1st, 8th, 15th & 22nd 10:00 am - 12:00 pm

The name says it all - from casting on to binding off and all of the knitting and purling in between. Not sure what I'm talking about? Then this class is for you! (A variety of projects are possible in the class once you learn the basics. A sampler scarf will teach you all the basics.) Book required. \$60

Market Bag

Tues July 11th, 25th & Aug 1st 1:00 pm - 3:00 pm

Knit a roomy, felted bag using the entrelac technique. The bag uses up to five different colors. If you can knit and purl, you can make this bag. Book required. \$35

Pick Your Personality!

Wed July 16th & 30th 1:00 pm - 4:00 pm

Try any bag from one of the two popular Personality books. Spend two enjoyable afternoons beating the summer heat and knitting with fellow bag ladies! Book required. \$35

KIDS KAMP!

3 Days July 18th - 20th 1:00 pm - 3:00 pm

Spend three afternoons learning to knit or perfecting your skills. A variety of projects are available depending on skill level and interest. No previous knitting experience required, but must have the desire to spend most of the session knitting at our table. Ages 8 and older. Book required. \$35

Chicks with Sticks

Mon 6:00 pm - 8:00 pm
Wed 6:30 pm - 8:30 pm
Sun 12:00 pm - 2:00 pm



Beginning June 29th
Tues 6:30 pm - 8:30 pm
Thurs 10:00 am - 12:00 pm
Every Other Thurs 5:00 pm - 7:00 pm

These are knitting classes where you decide on the project. Try a new technique, learn a better way, get tips on finishing, etc. Enjoy pleasant conversation and the company of fellow knitters while improving your skills. All levels welcome. Six consecutive weeks - NOTE: you may start your 6 weeks at any time. \$60 Drop ins are welcome on a space available basis. Please call one day ahead to check availability. \$10 per session

Neck-Down Sweater

Thu July 20th, Aug 3rd, 17th & 31st 6:00 pm - 8:00 pm

Make a child or an adult sweater. This technique allows more flexibility in achieving a proper fit. It also minimizes finishing and is great for beginners as well. We really can't make a sweater any easier. Choose from our selection of neck-down patterns. Pattern required. \$45

KNITTING WITH HEATHER CAMERON

Leafy Lacey Shawl

Sat July 13th & 20th 6:00 pm - 8:00 pm

A very beautiful, delicate shawl to knit up for yourself or an early holiday gift! \$25

Summer Tee

Sat July 15th & 29th

10:00 am - 12:00 pm

This is a great way to gain basic garment knitting skills - it's a cute, simple, summery top! Pattern required. \$25



The Universal Sock System

Thurs Aug 10th, 17th & 24th

6:00 pm - 8:00 pm

Choose any yarn, and any family member and we will show you how to make socks that really fit! Learn the system, and create a perfect sock. \$35

Chunky Footie

Sat Sept 9th 10:00 am - 12:30 pm

Our summer version of the famous Chunky Sock! A quick pair of footies to keep the early morning chill off your feet! May be made in a variety of yarns. \$20

Fibertrends Famous Felted Cloys

Sat Sept 16th & 23rd

10:00 am - 12:00 pm

You can have these cloys done in time for those chilly Autumn evenings that are coming. \$25



Knitting is very conducive to thought. It is nice to knit a while, put down the needles, write a while, then take up the sock again.

Donna Day