



Get Thee to the Quiltery!

456 South Main Street, North Syracuse, NY 13212 315-452-3247
1/2 mile north of Taft Road, 1 block north of Stickleys, behind the Fish Cove
www.missionrosequiltery.com



Mission Rose Quiltery & Knittery

Winter 2012

Winter Hours:

Monday - Saturday
9:30 am - 4:30 pm
Thursday
9:30 am - 6:30 pm
Sun 12:00 - 4:00 pm



Talk Soup

Sunday January 8
12:00 - 3:00 pm

Stop in for some talk soup with our quilting and knitting teachers. View the wonderful Winter classes, clubs & events!

Happy New Year!



Well its that time of year again. Time for New Years resolutions. Now I am not really big on making resolutions. I think about them and how great it would be if I kept them, but I know I probably won't. So this year I am only going to make one resolution and I intend to keep it.

My resolution is ... I am going to resolve all my UFOs. Oh now, its not really that funny! Can I do it? I think I can, provided I don't get distracted by all the beautiful new fabrics and yarns that seem to come in to the shop every day!

Speaking of which, we have some terrific classes, clubs, beautiful new fabrics, yarns and samples waiting to tempt you this winter. We also have set aside some days where you can come in and work on your UFOs. Maybe I will be able to join you this year and work on keeping my resolution.

So get something warm to drink and curl up with our Winter newsletter. We are sure there is something here just right for you!

Wishing you and yours all the best in 2012! *Mary*

Fat Free Saturdays

Every Saturday this winter is Fat Free!

For every \$25 dollars you spend you will receive a free fat quarter!

Maximum of 4 free FQs per Saturday that you choose from our special fat quarter bin. That's a free yard of fabric! Remember free fabric doesn't count toward your stash, so stop in as many Saturdays as you can this winter!

New Clubs

New club



Stonehenge Meets Jamestown Block of the Month

Thursdays March 22, April 26, May 24, June 28, July 26, August 23,
September 27, October 25 & November 29

10:30 - 11:30 am OR 6:30 - 7:30 pm

A stunning sampler quilt mixing traditional log cabin blocks with pieced blocks. The quilt offers the best of both worlds - Marti Michell's tried and tested patterns and templates with Northcott's gorgeous Stonehenge fabrics. There are 2 show stopping color ways to choose from - Jewel Tone Bright and Colorado Neutral. Each block is different and beautiful! Templates and kit required. The finished quilt measures 82" x 106".
\$30 to join & \$14 each month



New club



Thimbleberries Club 2012 - Pattern Party

Jan 12, Feb 9, March 8, April 12, May 10, June 14, July 12,
Aug 9, Sept 13, Oct 11, Nov 8 & Dec 13

10:30 - 11:30 am OR 6:30 - 7:30 pm

Pattern Party is the latest offering from Lynette Jensen. This year is a little different - 4 small projects each one reflecting a season. There are loads of recipes and as an added bonus a hand stitchery project! As always there are extra projects, fun and good friends. Kit & Pattern Party book required.

\$30 to join for the year or \$10 per quarter & the kits will be priced each quarter.



Cabin Fever Retreat

Thursday Feb 23 & Friday Feb 24 10:00- 4:00 pm

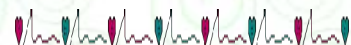
The winter doldrums have set in. Get out of the house and come spend two days in our comfortable classrooms sewing with other quilters. Snacks and beverages will be provided. We'll order lunch out. Advanced sign up required.

\$10 per day

Monday Quilt In

Every Monday 10:00 - 4:00 pm

Come to Mission Rose and enjoy the benefits of design walls, large tables and lots of quilting friends. Bring whatever you'd like to work on and have fun. \$5



Classes with Barb Colburn

Dream Weaver

Saturday February 11
10:00 - 4:00 pm



Have you seen all the luscious new strip packs out there? Wondering what to do with them? Here is a great, new, easy quilt from Cozy Quilt Designs you can use them for. With the help of the Strip Tube Ruler, you will be done in a flash. Pattern and ruler required. \$35

Lets Keep Those Resolution Days!

Barb is here to help you keep your New Years Resolution to finish up those UFOs!

\$10 per session.

Friday Night Finishers

Fridays Jan 20, Feb 17 & March 16

5:00 - 10 :00 pm

Sunday Sewers

Sundays Jan 15, Feb 19 & March 18

10:00 - 4:00 pm



Trash to Treasure

Saturday March 10 10:00 - 4:00 pm

Got scraps that you don't want to cut into squares? Then cut them into 1 ½ inch strips and have some fun! This technique will show you how to create wonderful blocks from all of your strips. You can make as many as you like for whatever size you wish. No need to sort the scraps - unless you really want to! Book & ruler required. \$35



Marissa's Bag

Saturday March 3 10:00 - 4:00 pm

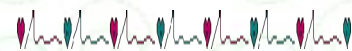


This bag is so cute no matter what you make it out of! And the best part is these handles allow you to change the bag as often as you like-just unscrew them and put a different one on! You can change with the seasons or your mood! Bet you can't make just one! Pattern and handles required. \$35



Class Policies

- > Registration may be made in person, by telephone or on-line. Fees for classroom instruction do not include fabric, books or patterns unless otherwise stated.
- > In order to be considered registered for a class your class fee must be paid when you sign up. At that time you will receive a supply list and a receipt that entitles you to a 15% discount off all class related supplies.
- > As a courtesy to our teachers, if you elect to withdraw from a class less than 3 days prior to the beginning of the class your class fee will be non-refundable, unless your spot can be filled.
- > If you elect to withdraw from a class at least 7 days prior to the beginning of the class, you will receive a store credit.
- > In the event a class must be cancelled due to insufficient enrollment or inclement weather, students will receive a full monetary refund.



Double Wedding Ring with Barbara Huntington

Sunday January 29 12:00 - 4:00 pm

Have you always wanted to make a Double Wedding Ring quilt? Now is your chance. Learn how chain piecing and fusible interfacing replaces old fashioned set-in seams & curved piecing. In class she will demonstrate with a table runner, but you may make any size you wish. Pattern required. \$20

Classes with Connie Ostness



Woolie Willie Crazy Quilt

Sat Feb 18 10:00 – 3:00 pm

This lovable snowman with a crazy quilted border will make you smile all winter long! Our kit includes all the fabric plus bells, buttons and fibers to complete this easy to assemble 8-1/2" x 11" quilt. It's a perfect project to play with all the decorative stitches on your machine. Kit required \$20



Start after Breakfast... Finish before Lunch Jacket

Saturday January 28 10:00 – 3:00 pm

Dress up any outfit with this versatile jacket. Make it from a striped fabric or two complimentary fabrics either way you'll have a one-of-a-kind jacket to add to your wardrobe! Pattern required. \$25



A Pickin' Cute Tote

Saturday February 4 10:00 – 3:00 pm

Need a bag for your sewing or knitting supplies? Then this bag is just the ticket. It is a roomy 11" x 18" tote bag with leather handles and a cute shape that is a fun and easy to make.

We'll adorn it with rick-rack and a covered button! Pattern required. \$25

Classes with Diane Branish

Quilt Bindings by Machine

Sunday February 26 12:00 - 4:00 pm

Your quilt is quilted and ready for a binding. If you need it in a hurry or are looking for a quick, neat way to finish your quilt, this class is for you. Bring a small quilted project to this class and take home a completed project. Techniques include preparing your quilt for the binding, making the binding strips and attaching the binding-front and back- to your quilt. No hand sewing required! \$20



Reversible Patchwork

Sun January 29 1:00 - 4:00 pm

Learn two techniques for preparing hexagons for hand piecing while making a reversible quilted table mat. This class, which requires no sewing machine, is perfect for those looking for a project to take along anywhere. Pattern provided. \$15

No Sewing
Machines
required

Felted Embroidered Balls

Saturday Feb 25 10:00 – 1:00 pm

Ever wondered what to do with the felted balls we have in the shop? Get a head start on next year's Christmas projects or use them as zipper fobs, Easter decorations or just place in a bowl or basket for a unique decoration! I have many samples to share with you. This is a great way to learn new embroidery stitches. \$15



Hand-piecing for Beginners

Sat February 4 & 18 12:00 - 2:00 pm

Hand piecing is a skill that every quilter should know! This two session class will explain making and using templates, hand sewing tips and tricks to make set-in seams less challenging. Make a small wall-hanging or tablemat to show off your new skills! Pattern provided. \$20



Classes with Carol Kozlowski



Beginning Quiltmaking

Sundays Feb 5, 12 & 19 12:00 - 4:00 pm

It's a new year and time for a new hobby! Learn the terminology and basics of making quilts. We will cover proper rotary cutting, pressing, the all-important $\frac{1}{4}$ " seam, strip piecing and how to bind a quilt. You will be able to complete a lap sized quilt top in class. Book required. \$60



Machine Quilting

Saturday January 21 10:00 - 3:00 pm

Spend the day becoming familiar with your sewing machine and how to quilt using free motion. We'll practice different stippling techniques, outline quilting and more. Your machine must have the ability to lower the feed dogs. Book required. \$30



Appliquéd Flower Boxes

Saturday March 24 10:00 - 3:00 pm

In this class you will create your "flower boxes" using raw edge appliqué. You'll learn how to use fusible web for raw edge appliqué, how to mark the background for placement and how to embellish the flower centers with simple yoyo's. You'll finish the edges using the "fancy stitches" on your sewing machine. This is a beginner friendly class. Pattern required. \$30

Fire Island

Saturday March 3
10:00 - 4:00 pm

In this class you will learn the easy way to make flying geese blocks, diagonal seams for half square triangles and square in a square blocks. These are basic blocks that are used in many quilt patterns and what better way to learn them than to use a beautiful batik for inspiration! Beginning quilting a pre-requisite. Kit and ruler required. \$35



Classes with Joanne Bradley



Lotus Tablerunner

February 11 10:00 - 3:00 pm

We all know how beautiful Japanese kimonos are with obi sashes. This table runner is just that - mirroring an obi sash with deep and slight curves, as a result it has an Asian flair which lends itself well to both batiks and Asian fabrics. The pattern allows making the runner to almost any length; the finished piece is 114 inches, but can be made shorter or longer without much ado. Join us for making something fun and beautiful. Pattern required. \$30

Stained Glass Coffee Cups

February 25 10:00 - 3:00 pm

Love coffee? Want to learn bonding and simple machine appliqué? Then this is your project. This is a small wall hanging with lots of miniature coffee cups arranged on a black background to look like stained glass. This can be made smaller or larger, and also makes good sweatshirt art. It's fun, and depending on your choice of fabrics, will be rather an eye catcher. This project lends itself well to batiks, blenders that read solid, and Stonehenge. Pattern required. \$30



Super Ball Yarn Sale



February 4 & 5

25% off

All yarn, needles, patterns, books, notions & knitting bags on sale. Now is the time to stock up!



Don't forget that we offer a 15% discount on all class supplies



Classes with Mary Ciotoli



Learn to Knit

Thursday February 9 & 16 5:30 - 7:30 pm

Have you always wanted to learn to knit? Winter is the perfect time to give a try at knitting. All the basics will be covered that will prepare you to take on almost any knitting project you have been longing to do. Yarn and needles included. \$30



Felted Mitten

Thursday Jan 19, 26 & Feb 2
5:30 - 7:00 pm

Nothing is warmer and cozier than a felted pair of mittens. Now is the time to make a pair of felted mittens with a jazzy cuff. The mittens are knitted on double pointed needles, trust me you will enjoy it! This is a great project for knitters wanting to take the next step and learn new skills. Pattern provided. Kit available. \$35



Mukluk Slippers

Saturday January 21 & 28
10:00 - 12:00 pm



A thick warm slipper for men and women, knitted in our beautiful new Pacific Chunky yarn. Knitted from the bottom up, you can make the tops as long as you wish to fit every member of the family. This is a really fun pattern that knits up quickly. Suitable for all levels of knitters. Pattern required. \$25



Felted Bubble Bag

Thursday March 1 & 8 5:30 - 7:30 pm

Back by popular demand! The Bubble Bag is a perfect first felting project. It's a roomy, practical, fun and easy bag to knit on circular needles. Learn lots of great techniques from the felting queen including, how to make I-cords and the terrific 3-needle bind off. A great book is required. \$25



Learn to Cable

Saturday Feb 11 10:00 - 12:00 pm



This is the perfect project to learn how to knit cables. It is an easy scarf to make with just an 8 row pattern and bulky yarn. Using knits and purls, you only pick up your cable needle every 7th row to create the twist. Its as simple as that! Before you know it you will love knitting cables as much as I do! Pattern required. \$10



Knitting Classes

Knitting Sale
Feb 4 - 5
25% off



Sunday Knitting with Judy

Sundays Jan 15, 29, Feb 12, March 4 & 18
12:00 - 2:00 pm

If you enjoy getting together with other knitters and working on your UFOs or if you need some inspiration to get started on a new project, Then join Judy on Sundays in the knitting room for knitting help.
\$10 per session.

Knit 2-Gether with Elvie

Sundays February 19 & 26
12:00 - 2:00 pm

Yes, it is true, Elvie is back from Bermuda for 2 weeks. Come in and find out how much she missed us! Bring in your UFO's or start a new project and Elvie will get you started.
\$10 per session.

Classes with Pam Shuman



Spectra Scarf/Shawl

Fridays January 13 & 20 11:00 - 1:00 pm


Spectra is a gorgeous colorful shawl/scarf designed by Stephen West. It is knit with fingering weight yarn and forms a curvy draping lightweight scarf — very addicting! Techniques include basic intarsia and short rows, as well as selvedge treatments.
Pattern required. \$25



String of Pearls

Thurs February 2, 9 & 16 1:00 - 3:00 pm

Explore double knitting with this colorful reversible scarf designed by Lucy Neatby. It is not stranded or slip stitch knitting. You will learn a tubular cast on, how to knit both sides on each row, how to reverse colors to get that stripy effect and, of course, how to bind off.
Pattern required. \$30



Baltic Mittens

Thursdays March 1, 8 & 22 11:00 - 2:00 pm

Most countries where knitting is a tradition feature a distinct style of stranded or colored knitting. Fair Isle, Lopi, and Norwegian designs come to mind. Techniques covered include corrugated ribbing, Latvian braid, afterthought thumb, knitting with two colors and decreasing in color patterns. You should be comfortable making mittens and using double-pointed needles. Book required. \$35



Stitches (3rd Thursday of every month)

Thursdays Jan 19, Feb 16, & March 15
10:00 - 12:00 pm

This "block of the month" class is designed for beginning knitters and for anyone wanting to explore knitting techniques and stitch patterns. Skills learned in this class will help you gain confidence in all your knitting projects. Each month, we will knit a square featuring a new technique and/or stitch. Depending on your commitment, you will make a large pillow, a small throw, or a medium afghan. (Coasters and potholders may also be an option). We will also cover basic construction and edging techniques. You must be comfortable knitting and purling. This will be an ongoing class with monthly signups. Patterns included. \$12/month





P.S. Days (Progressive Sale Days)



Wednesday January 25

Our first *P.S. Day* features the beautiful Tonga Charm packs. There are 40 batik charm squares in 10 different delicious color ways. This is your chance to stock up at terrific savings!

Buy 1 for \$11.50 or ...

2 for \$20 4 for \$36

3 for \$29 5 for \$42

Stop in the shop or you may call us and we will set them aside for you to pick up or we will ship them to you!

Fat Quarter Frenzy

Tuesday February 21 9:30 - 4:30
Wednesday February 22 9:30 - 4:30

10 FQs for \$15 OR

15 FQs for \$20 OR

20 Fat Quarters for \$25

After the first 20, all additional FQs are just \$1.25 each!

Only pre-cut FQs are included. No limit.

Have it Your Way

Want to take a class, but the date doesn't work for you? Gather at least three of your quilting/knitting friends and come up with a time that works for you and we will create a class just for you!



"Go Green" Bag Day

Thursday March 29 9:30 - 6:30 pm

Bring in your MRQ "Go Green" Bag and save

20% off

Coming in April ...

Amish with a Twist BOM

